

MOBILE BILL PAY QUICK GUIDE

NOW YOU CAN MAKE PAYMENTS FROM ALMOST ANYWHERE TO ANYONE WITHIN THE UNITED STATES. PAYING BILLS HAS NEVER BEEN EASIER.

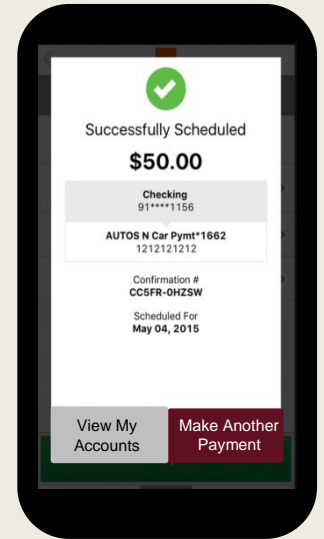

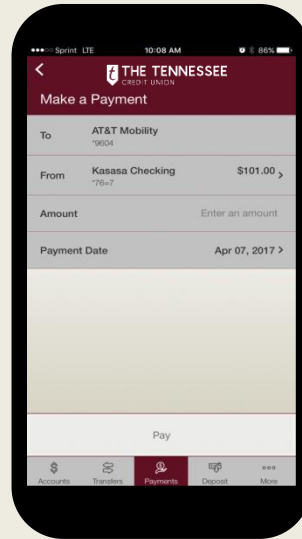
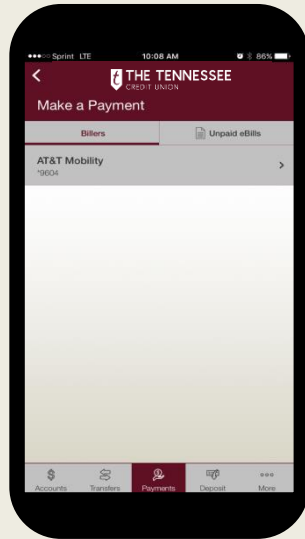
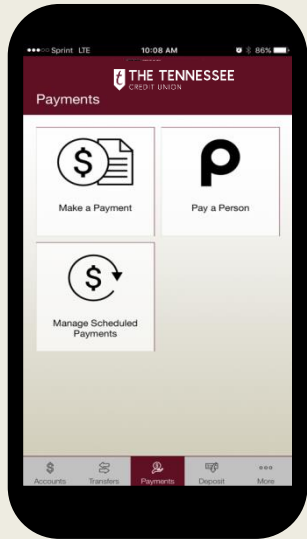
From Payments tab, you have the choice of paying any biller you have previously set up under "Make a Payment."

To pay a biller, click "Make a Payment" and select a biller from your list.

To pay a bill, just enter the amount and the date. Just tell us how much to pay.

When ready, pay it and Confirm.

From here, you can return to your accounts or make another payment.



MOBILE POPMONEY QUICK GUIDE

FOR A FAST AND EASY WAY TO SEND MONEY TO FAMILY, FRIENDS OR ANYONE YOU KNOW. POPMONEY IS AN EASY WAY TO SEND AND RECEIVE MONEY IN AS EARLY AS ONE BUSINESS DAY.

To send money, open the app and select Payments tab, then select "Pay a Person."

For those you have paid before, simply select how to notify them, either "email" or "phone." If it's a new person, you can either add by entering information or by importing from your phone's contacts.

Enter the amount and a message, select a delivery speed, "Standard" or "Express."

Finally, review the details and select Confirm.

The confirmation page will verify that your transaction is complete.

